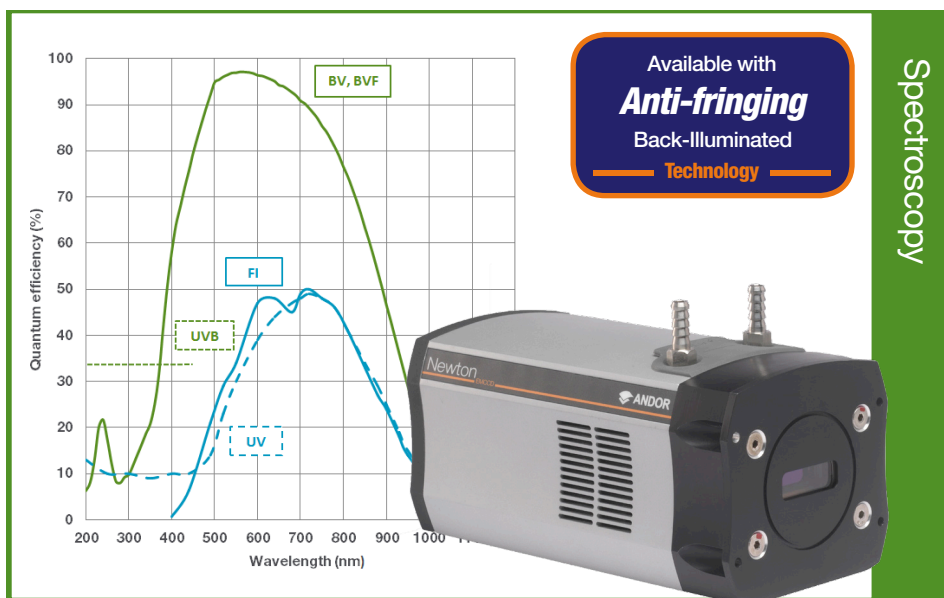


Features and Benefits

- **EM sensor technology**
<1e⁻ read noise
- **Fringe suppression technology as standard (970-BVF only)**
Fringing minimized for NIR applications
- **Multi-Megahertz Readout**
High repetition rates achievable with low noise electronics
- **TE cooling to -100°C**
Negligible dark current without the inconvenience of LN₂
- **UltraVac™**
Critical for sustained vacuum integrity and to maintain unequalled cooling and QE performance, year after year
- **16 x 16 μm pixel size**
Optimized pixel size for high resolution spectroscopy
- **Dual output amplifiers**
Software-selectable between conventional CCD output (low light) or an Electron Multiplying output (ultra low light)
- **Crop Mode operation**
Achieve the highest possible spectral rates of over 1,500 spectra per second
- **USB 2.0 connection**
Ideal for laptop operation
Seamless operation alongside USB-based Shamrock spectrograph family
- **Solis software for Spectroscopy**
Comprehensive, user-friendly interface for simultaneous detector & spectrograph control
- **Software Development Kit (SDK)**
Ease of control integration into complex setups: Matlab, Labview, Visual Basic or C/C++



Market leading platform for ultra-sensitive and ultrafast spectroscopy.

EM technology enables charge from each pixel to be multiplied on the sensor before readout, providing single photon sensitivity. The Newton EM platform combines a 1600 x 200 (or 1600 x 400) array of 16 μm pixels, thermoelectric cooling down to -100°C for negligible dark current, 3 MHz readout and USB 2.0 plug-and-play connectivity to provide unrivalled performance for spectroscopic applications. The dual output amplifiers allow software selection between either a conventional CCD or Electron Multiplying outputs to suit a broad range of photon regime conditions. This makes the Newton EMCCD the ideal choice for ultrafast chemical mapping applications e.g. SERS, TERS or luminescence mapping.

Specifications Summary *1

Active pixels	1600 x 200 or 1600 x 400
Pixel size (W x H)	16 x 16 μm
Image area	25.6 x 3.2 or 6.4 mm
Output node well depth:	
Conventional mode	300,000 e ⁻
Electron Multiplying mode	1,300,000 e ⁻
Active area pixel well depth	200,000 e ⁻
Maximum cooling	-100°C
Maximum spectra per sec	1,515
Read noise	As low as 2.8 e ⁻ (< 1 e ⁻ in EM mode)
Dark current	As low as 0.00007 e ⁻ /pixel/sec

Key Specifications *1

Model number	DU970P	DU971P
Sensor options	<ul style="list-style-type: none"> • BVF: Back Illuminated CCD, Vis-optimized and anti-fringing • FI: Front Illuminated CCD • UV: Front Illuminated CCD with UV coating • UVB: Back Illuminated CCD with UV coating 	<ul style="list-style-type: none"> • BV: Back Illuminated CCD, Vis-optimized • FI: Front Illuminated CCD • UV: Front Illuminated CCD with UV coating • UVB: Back Illuminated CCD with UV coating
Active pixels *2	1600 x 200	1600 x 400
Pixel size	16 x 16 μm	
Image area	25.6 x 3.2 mm with 100% fill factor	25.6 x 6.4 mm with 100% fill factor
Minimum temperatures *3		
Air cooled	-80°C	
Coolant recirculator	-95°C	
Coolant chiller, coolant @ 10°C, 0.75l/min	-100°C	
Max spectra per second *4	649 (Full Vertical Bin), 1,515 (Crop Mode - 20 rows)	396 (Full Vertical Bin), 1,515 (Crop Mode - 20 rows)
System window type	BV, BVF, FI, UV, UVB sensors: UV-grade fused silica, 'Broadband VUV-NIR', unwedged (Various AR coatings & MgF ₂ options available)	
Blemish specifications	Grade 1 sensor from supplier. Camera blemishes as defined by Andor Grade A http://www.andor.com/learning-academy/ccd-blemishes-and-non-uniformities-black-pixels-and-hot-pixels-on-a-ccd-sensor	

Advanced Specifications *1

Dark current, e ⁻ /pixel/sec @ max cooling						
FI, UV	0.00007					
BV, UVB	0.00020					
BVF	0.00010					
Output node well depth						
Conventional mode	300,000 e ⁻					
Electron Multiplying mode	1,300,000 e ⁻					
Register well depth						
Conventional mode	400,000 e ⁻					
Electron Multiplying mode	800,000 e ⁻					
Active area pixel well depth	200,000 e ⁻ *5					
Read noise (e ⁻) *6	50 kHz	1 MHz	3 MHz	50 kHz	1 MHz	3 MHz
Conventional mode: Typ (Max) - EM off	2.8 (5)	6.7 (9)	8.5 (12)	2.8 (5)	6.7 (9)	8.5 (12)
Electron Multiplying mode: Typ (Max) - EM off	8 (15)	25 (35)	38 (50)	8 (15)	25 (35)	38 (50)
Electron Multiplying mode: Typ (Max) - EM on	< 1	< 1	< 1	< 1	< 1	< 1
Sensitivity (e ⁻ /count)						
Conventional mode	Adjustable from 0.8 - 3					
Electron Multiplying mode	Adjustable from 5 - 20					
Electron Multiplier gain	1 - 1,000 times (software controlled)					
Linearity *6	Better than 99%					
Digitization	16 bit					
Vertical clock speed *8	4.9, 9.8, 19, 38, 57 (software selectable)					

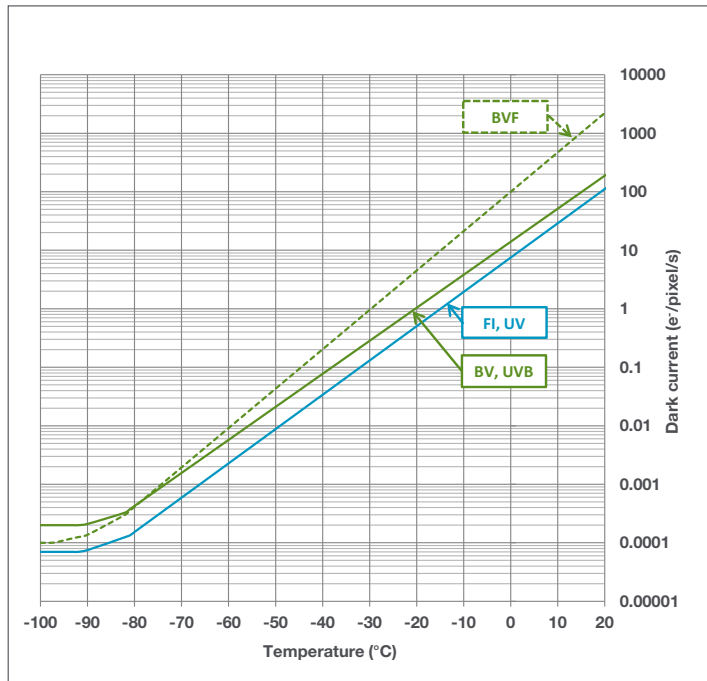
Have you found what you are looking for?

Need to work further into the NIR? The iDus InGaAs series, with up to 1024 pixel linear array with transmission to 2.2 μm .

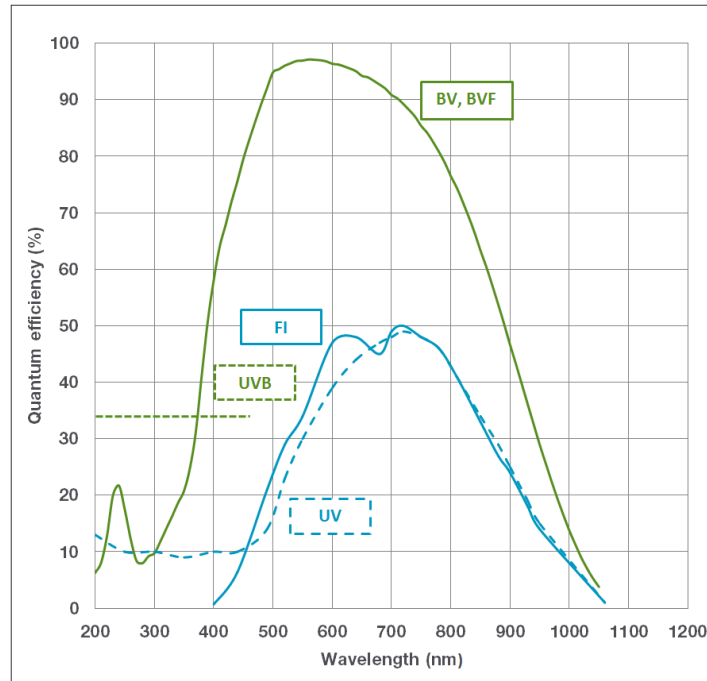
Need a customized version? Please contact us to discuss our Customer Special Request options.

The Newton series combines seamlessly with Andor's research grade Shamrock Czerny-Turner spectrographs.

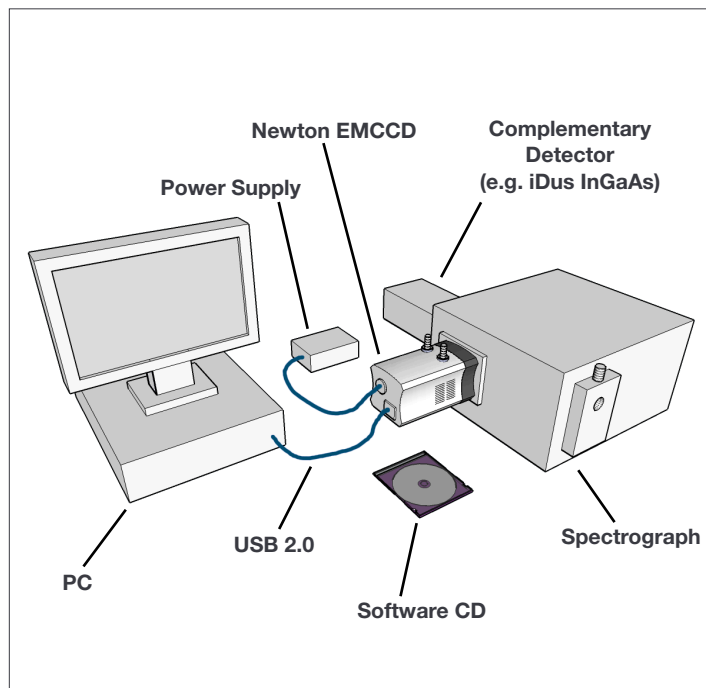
Dark Current ^{*9}



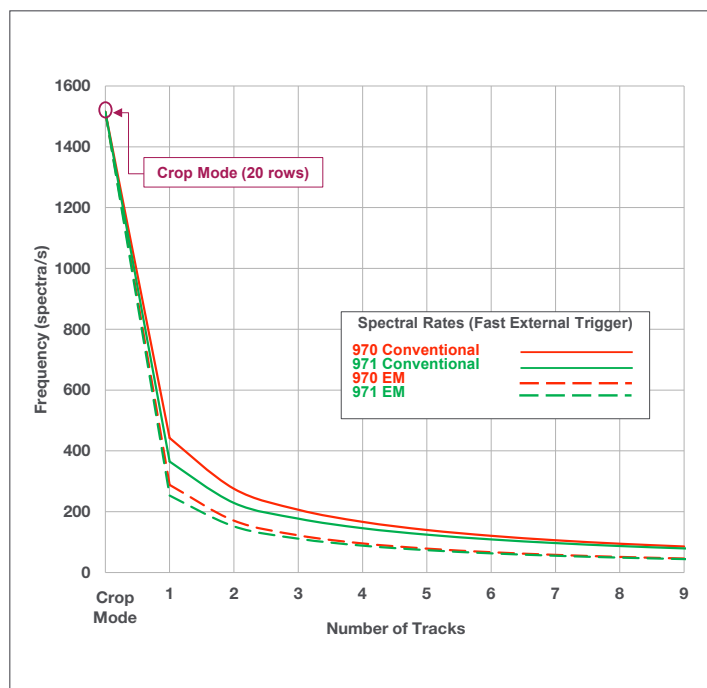
Quantum Efficiency Curves ^{*10} 25°C



Typical Setup



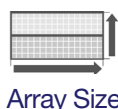
Readout Rate & Speed ^{*11}



Creating The Optimum Product for You

DU **970** P- **BVF**
example shown


Step 1. Choose the sensor array size



Array Size

Description	Code
1600 x 200 array	970
1600 x 400 array	971

Step 2. Choose the sensor type option



Sensor Type

Description	Code
Back Illuminated CCD, Vis-optimized	BV
Back Illuminated CCD, Vis-optimized and anti-fringing (970 model only)	BVF
Front Illuminated CCD	FI
Front Illuminated CCD with UV coating	UV
Back Illuminated CCD with UV coating	UVB

Step 3. Select an alternative camera window (optional)




Camera Window

The standard window has been selected to satisfy most applications. However, other options are available. The alternative camera window code must be specified at time of ordering.

To view and select other window options please refer to the '[Camera Windows Supplementary Specification Sheet](#)' which gives the transmission characteristics, product codes and procedure for entering the order. Further detailed information on the windows can be found in the Technical note – '[Camera Windows: Optimizing for Different Spectral Regions](#)'.

Step 4. Select the required accessories and adapters



Accessories & Adapters

Description	Order Code
Coolant re-circulator for enhanced cooling performance	XW-RECR
Oasis 160 Ultra Compact Chiller Unit (tubing to be ordered separately)	ACC-XW-CHIL-160
6 mm tubing option for ACC-XW-CHIL-160	ACC-6MM-TUBING-2xxxxM
C-mount lens adaptor	LM-C
F-mount lens adaptor	LM-NIKON-F
Nikon F-mount lens adaptor with shutter	LMS-NIKON-F-NS25B
Shutter Driver for NS25B Bistable Shutter (<u>not</u> needed for Shamrock spectrographs)	ACC-SD-VDM1000
Bistable Shutter, Standalone (<u>not</u> needed for Shamrock spectrographs)	ACC-SHT-NS25B

Spectrograph Compatibility

The Newton series is fully compatible with Andor's Shamrock spectrograph (163 - 750 nm focal lengths) family. Spectrograph mounting flanges and software control are available for a wide variety of 3rd party spectrographs including, McPherson, JY/ Horiba, PI/Acton, Chromex/Bruker, Oriel/Newport, Photon Design, Dongwoo, Bentham, Solar TII and others.

Step 5. Select the required software



Software

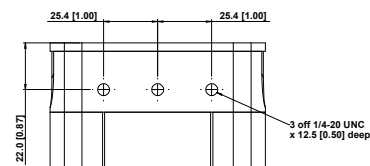
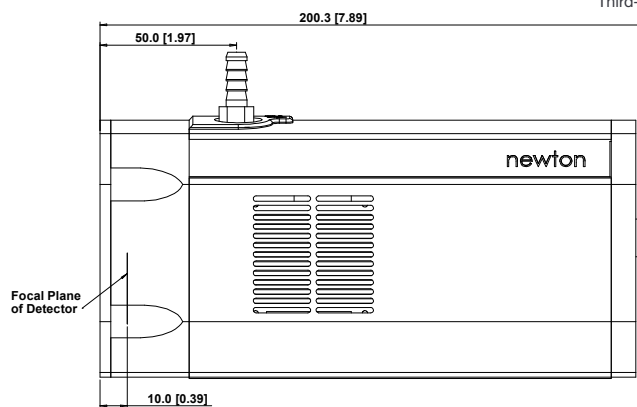
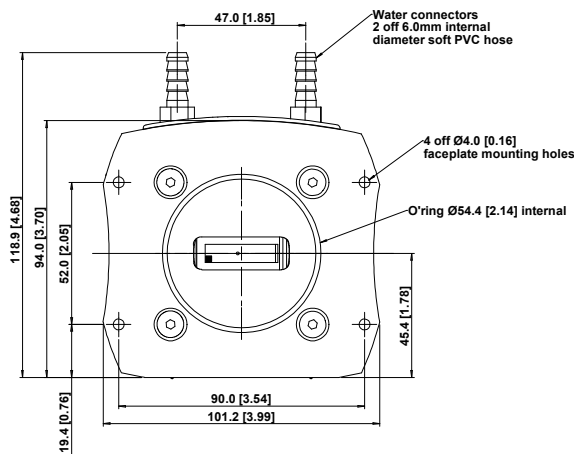
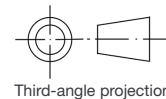
The Newton EMCCD requires at least one of the following software options:

Solis for Spectroscopy A 32-bit and fully 64-bit enabled application for Windows (7, 8 and 10) offering rich functionality for data acquisition and processing. AndorBasic provides macro language control of data acquisition, processing, display and export. Control of Andor Shamrock spectrographs and a very wide range of 3rd party spectrographs is also available, see list above.

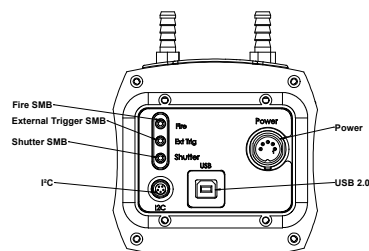
Andor SDK A software development kit that allows you to control the Andor range of cameras from your own application. Available as 32 and 64-bit libraries for Windows (7, 8 and 10) and Linux. Compatible with C/C++, C#, Delphi, VB6, VB.NET, LabVIEW and Matlab.

Product Drawings

Dimensions in mm [inches]



Mounting hole locations



Rear connector panel

■ = position of pixel 1,1

Weight: 2.7 kg [5 lb 15 oz]

Connecting to the Newton

Camera Control

Connector type: USB 2.0

TTL / Logic

Connector type: SMB, provided with SMB - BNC cable

1 = Fire (Output), 2 = External Trigger (Input), 3 = Shutter (Output)

I²C connector

Compatible with Fischer SC102A054-130

1 = Shutter (TTL), 2 = I²C Clock, 3 = I²C Data, 4 = +5 Vdc, 5 = Ground

Minimum cable clearance required at rear of camera

90 mm

Applications & Techniques Guide

	BV models	BVF models	FI models	UV models	UVB models
Absorption/Transmittance/Reflection	●	●		○	○
Atomic Emission Spectroscopy	●	●	○	○	
Fluorescence & Luminescence	●	●	○	○	●
Raman Spectroscopy (244 – 488 nm)	○	○		○	●
Raman Spectroscopy (514, 532 nm)	●	●		○	
Raman Spectroscopy (633 nm)	○	●	○		
Photon Counting	●	●			○
Single Molecule Spectroscopy	●	●		○	○

○ = Suitable

● = Optimum



Order Today

Need more information? At Andor we are committed to finding the correct solution for you. With a dedicated team of technical advisors, we are able to offer you one-to-one guidance and technical support on all Andor products. For a full listing of our local sales offices, please see: andor.com/contact

Our regional headquarters are:

Europe

Belfast, Northern Ireland
Phone +44 (28) 9023 7126
Fax +44 (28) 9031 0792

Japan

Tokyo
Phone +81 (3) 6732 8968
Fax +81 (3) 6732 8939

North America

Concord, MA, USA
Phone +1 (860) 290 9211
Fax +1 (860) 290 9566

China

Beijing
Phone +86 (10) 8271 9066
Fax +86 (10) 8271 9055

Items shipped with your camera:

- 1x 2m BNC - SMB connection cable
- 1x 3m USB 2.0 cable Type A to Type B
- 1x Set of Allen keys (7/64", 3/32" & 3 mm)
- 1x Power supply with mains cable
- 1x Quick launch guide
- 1x CD containing Andor user guides
- 1x Individual system performance booklet
- 1x CD containing either Solis software or SDK (if ordered)

Footnotes: Specifications are subject to change without notice

1. Figures are typical unless otherwise stated.
2. Edge pixels may exhibit a partial response.
3. Cooling is provided by the use of an external mains driven power supply. Minimum temperatures listed are typical values with ambient temperature of 20°C. Systems are specified in terms of minimum dark current achievable rather than absolute temperature.
4. Based on horizontal pixel readout rate of 3 MHz and a vertical shift speed (in conventional mode) of 4.9 μs. Achievable spectral rates will vary with selected trigger mode.
5. Shown for EM mode. For Conventional mode the measurable well depth value will be lower, as a result of the combination of higher sensitivity values and A/D 16 bits digitization.
6. Readout noise is for the entire system. It is a combination of CCD readout noise and A/D noise. Measurement is for Single Pixel readout with the CCD at a temperature of -80°C and minimum exposure time under dark conditions. Noise values will change with readout mode.
7. Linearity is measured from a plot of counts vs exposure time under constant photon flux up to the saturation point of the system.
8. Vertical speeds are software selectable. All sensors are designed to give optimum Charge Transfer Efficiency (CTE) at 9.7 μs vertical pixel shift, some decrease in CTE may be observed at faster shift speeds.
9. The graph shows typical dark current level as a function of temperature. The dark current measurement is averaged over the CCD area excluding any regions of blemishes.
10. Quantum efficiency of the sensor as supplied by the sensor manufacturer.
11. The chart shows the maximum possible readout rates available when using Multi-track mode, each track being defined as 20 rows. Crop mode is a specific single-track readout method optimized for rapid kinetic-type acquisition.



Minimum Computer Requirements:

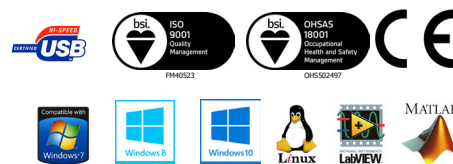
- 3.0 GHz single core or 2.4 GHz multi core processor
- 2 GB RAM
- 100 MB free hard disc to install software (at least 1 GB recommended for data spooling)
- USB 2.0 High Speed Host Controller capable of sustained rate of 40 MB/s
- Windows (7, 8 and 10) or Linux

Operating & Storage Conditions

- Operating Temperature: 0°C to 30°C ambient
- Relative Humidity: <70% (non-condensing)
- Storage Temperature: -25°C to 50°C

Power Requirements

- 100 - 240 VAC, 50 - 60 Hz



Windows is a registered trademark of Microsoft Corporation.
Labview is a registered trademark of National Instruments.
Matlab is a registered trademark of The MathWorks Inc.